

WORLD MAP ASSEMBLY

FOR YOUR FAVORITE VIEW OF THE WORLD

IMPORTANT:

For Asian and Continental emphasis, do not refer to the panel sequence shown in step #5 of the "Wall Mural Hanging Instructions."

Map panels can be arranged in three different configurations to emphasize desired areas of the world.

Hang numbered map panels as shown in the assembly charts.

Mural size:
8'8" x 13'0"
(264cm x 396cm)




2	4	6	8
1	3	5	7


4	6	8	2
3	5	7	1

6	8	2	4
5	7	1	3


AMERICAS EMPHASIS



CONTINENTAL EMPHASIS



ASIAN EMPHASIS



717 South 5th Street • Hopkins, MN 55343
Phone: (952) 938-1300 Toll-free (800) 328-3869 Fax: (952) 938-4808